

# Placement Process

Academic Affairs

### My Organizations

▼ [Fall 2017 New Students - 201810](#)

**Organizations where you are: Leader**

[Fall 2017 New Students - 201810](#)

---

[Fall 2017 Writing Placement - 201810](#)

---

[Fall 2017 Math Placement - 201810](#)

# New Student Landing page


Home

01NewStudents.201810 (Fall 2017 New Students - 201810)  
Home

Placement Information  
Writing Essay  
Math Assessment  
Chemistry Assessment

Contact Us  
Blackboard Help

## Home



# ILLINOIS INSTITUTE OF TECHNOLOGY

### PLACEMENT INFORMATION

**Welcome to the Illinois Tech!**

If you are here, you received an email from Illinois Tech informing you of the need to complete one or more of the following placement exams:

**Writing Placement Essay:** All new first-year and transfer students who do not yet have credit for [COM 101](#) are required to demonstrate writing proficiency in one of three ways. Students may either pass the writing proficiency exam prior to enrollment based on satisfactory SAT or ACT writing sub-scores, or by submitting a satisfactory essay when requested, or by passing [COM 101](#) during their first year of attendance.

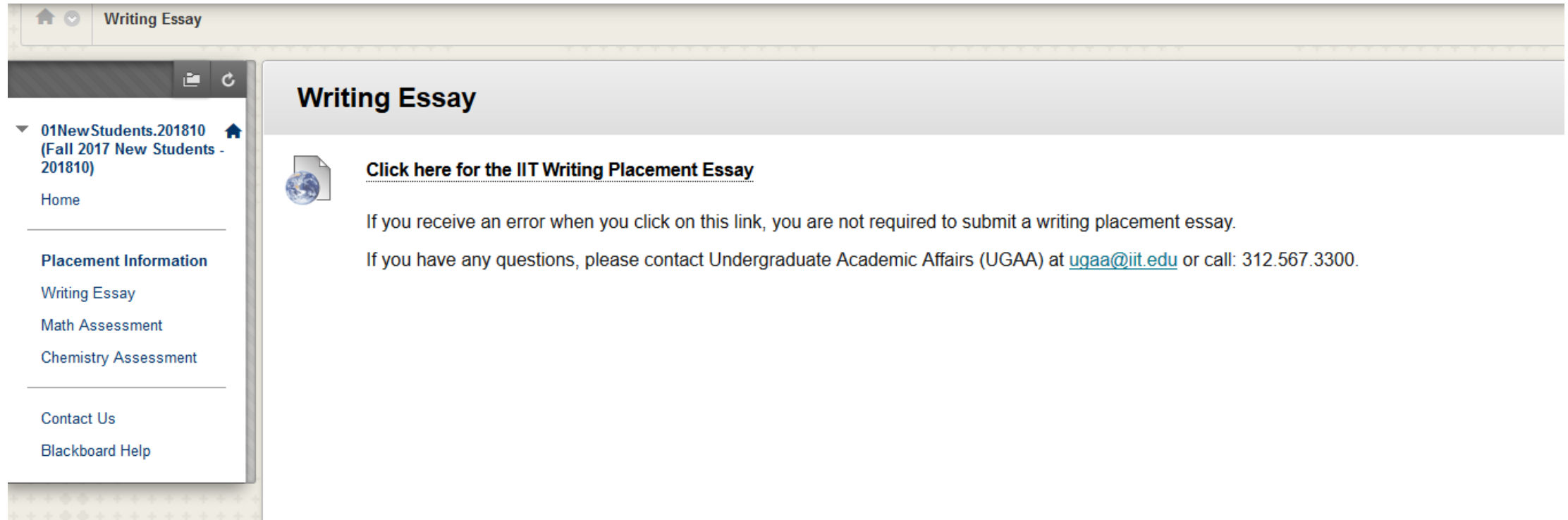
**Math Placement Assessment:** All new first-year and transfer students who do not yet have credit for [MATH 151](#) are required to take the mathematics placement test online. Subsequent Advanced Placement credit or transfer credit for [MATH 151](#) will override the mathematics placement result.

**Chemistry Placement Assessment for Chemical Engineering:** Students in chemical engineering who have neither Advanced Placement credit nor transfer credit for [CHEM 124](#) have the option to take the [CHEM 124](#) proficiency exam to waive the class, but no credit will be awarded.

To complete a placement assessment, please click on the appropriate exam link on the left side toolbar under "Placement Information."

**Additional information about Placement testing can be found here:** <http://bulletin.iit.edu/undergraduate/undergraduate-admission/>

# Writing Essay Link from landing page



The screenshot shows a Blackboard course page. At the top, there is a breadcrumb trail with a home icon and a dropdown arrow, followed by the text "Writing Essay". Below this is a dark navigation bar with a folder icon and a refresh icon. On the left side, there is a vertical navigation menu for the course "01NewStudents.201810 (Fall 2017 New Students - 201810)". The menu includes a "Home" link, a "Placement Information" section with sub-links for "Writing Essay", "Math Assessment", and "Chemistry Assessment", and a "Contact Us" and "Blackboard Help" section. The main content area has a header "Writing Essay" and a link "Click here for the IIT Writing Placement Essay" accompanied by a globe icon. Below the link, there is explanatory text: "If you receive an error when you click on this link, you are not required to submit a writing placement essay." and "If you have any questions, please contact Undergraduate Academic Affairs (UGAA) at [ugaa@iit.edu](mailto:ugaa@iit.edu) or call: 312.567.3300."

Writing Essay

01NewStudents.201810 (Fall 2017 New Students - 201810)

Home

**Placement Information**

Writing Essay


Math Assessment

Chemistry Assessment

Contact Us

Blackboard Help

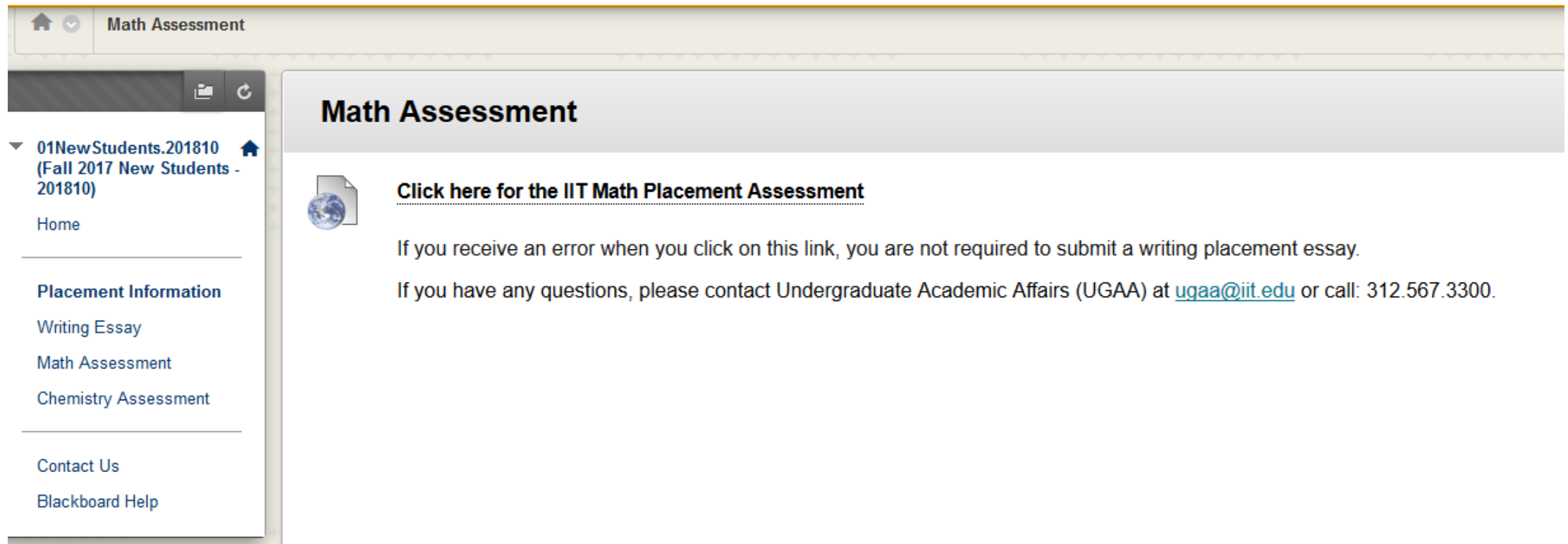
**Writing Essay**

 [Click here for the IIT Writing Placement Essay](#)

If you receive an error when you click on this link, you are not required to submit a writing placement essay.

If you have any questions, please contact Undergraduate Academic Affairs (UGAA) at [ugaa@iit.edu](mailto:ugaa@iit.edu) or call: 312.567.3300.

# Math Placement Link from landing page



The screenshot shows a Blackboard course page for "Math Assessment". The page has a top navigation bar with a home icon and a dropdown arrow, and a breadcrumb trail "Math Assessment". On the left is a navigation menu with a home icon and a refresh icon. The main content area has a header "Math Assessment" and a link "Click here for the IIT Math Placement Assessment" with a globe icon. Below the link is a paragraph of text: "If you receive an error when you click on this link, you are not required to submit a writing placement essay. If you have any questions, please contact Undergraduate Academic Affairs (UGAA) at [ugaa@iit.edu](mailto:ugaa@iit.edu) or call: 312.567.3300."

Math Assessment

01NewStudents.201810 (Fall 2017 New Students - 201810) Home


Placement Information

- Writing Essay
- Math Assessment
- Chemistry Assessment

Contact Us

Blackboard Help

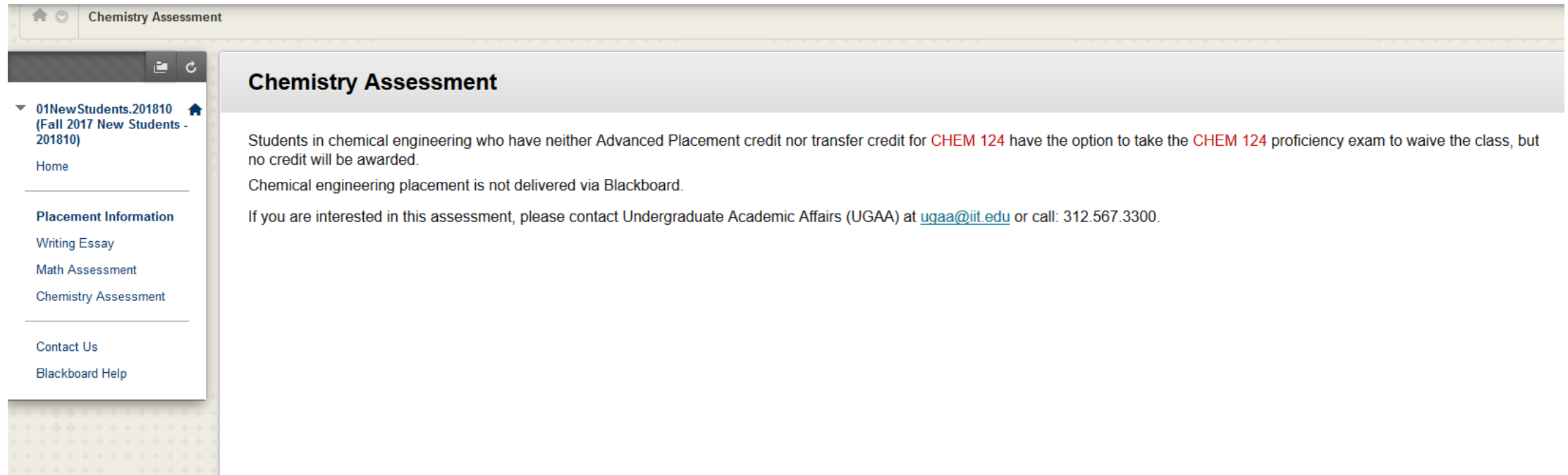
## Math Assessment

 [Click here for the IIT Math Placement Assessment](#)

If you receive an error when you click on this link, you are not required to submit a writing placement essay.

If you have any questions, please contact Undergraduate Academic Affairs (UGAA) at [ugaa@iit.edu](mailto:ugaa@iit.edu) or call: 312.567.3300.

# Chemistry Assessment



The screenshot shows a Blackboard course page for "Chemistry Assessment". The page has a header with a home icon and the course name. A left-hand navigation menu is visible, containing a dropdown for "01NewStudents.201810 (Fall 2017 New Students - 201810)" with a home icon, and several menu items: "Home", "Placement Information", "Writing Essay", "Math Assessment", "Chemistry Assessment", "Contact Us", and "Blackboard Help". The main content area has a sub-header "Chemistry Assessment" and contains the following text:

Students in chemical engineering who have neither Advanced Placement credit nor transfer credit for **CHEM 124** have the option to take the **CHEM 124** proficiency exam to waive the class, but no credit will be awarded.

Chemical engineering placement is not delivered via Blackboard.

If you are interested in this assessment, please contact Undergraduate Academic Affairs (UGAA) at [ugaa@iit.edu](mailto:ugaa@iit.edu) or call: 312.567.3300.

# Writing Essay main page

(Course is unavailable to students) - HOME

HOME

WritingPlacement\_F17\_D  
EMO (Fall 2017 Writing Placement)  
HOME

WRITING PLACEMENT  
Step 1: TOPICS  
Step 2: SUBMISSION  
Code of Academic Honesty

Contact Us  
Back to NEW STUDENTS  
Blackboard Help

## WRITING REQUIREMENTS

IIT students participate in four areas to develop strong communication skills for success in college and the workplace:

- Basic Writing Proficiency requirement
- Introduction to the Profession courses (ITPs)
- Communication-intensive courses (C-courses)
- Interprofessional Project courses (IPROs)

Here is a quick overview of each.

### Basic Writing Proficiency Requirements

All incoming degree-seeking students (not exchange or visiting) must meet a Basic Writing Proficiency Requirement. The requirement can be satisfied in any of the following ways:

- If you have transfer credit for a University Writing Course (COM101 at IIT).
- If you have a 4 or better on the AP English exam.
- If we have judged your ACT and/or SAT English/Writing scores as sufficient: ACT Writing 8 or better, ACT Combined English/Writing 29 or better, SAT Writing 600 or better, SAT Essay 9 or better.
- If one of the essays you submitted for admissions is sufficient in length, we use that to evaluate your writing.
- If none of the above apply to you nor are sufficient for placement, we will request you to submit a new essay for us to evaluate.
- If we deem that your new essay does not demonstrate Basic Writing Proficiency as defined by IIT, then you will be required to enroll in COM 101 or COM 111 your first semester at IIT.

### When You Are Ready


Click "Step 1: TOPICS" to get information on the essay.

Click "Step 2: SUBMISSION" to send your finished essay.

# Writing Essay page

(Course is unavailable to students) > Step 1: TOPICS

## Step 1: TOPICS

 **About the Essay**


**Important:** Write only one essay about one of the following topics

- Is there an influential person in your life? If so, describe this person and give two or three reasons for his or her importance to you--that is, explain two or three ways in which this person has had an impact on you.
- Have you had a significant personal experience? If so, describe this experience and give two or three reasons for its significance in your life--that is, explain two or three ways in which this experience has had an impact on you.
- What do you regard as the most important modern invention? Describe this invention and give two or three reasons why it is important.

Your essay must be between 475 (minimum) and 525 (maximum) words in length.

If you do not have access to a Microsoft product, please use a compatible text file in electronic format.

Whichever option you choose, your essay will be evaluated by CAC staff, and you will either pass and receive credit for satisfying the Basic Writing Proficiency requirement, or you will be placed into COM 101 ("Writing in the University"), which you would need to take during your first year of coursework at IIT. You'll be informed about the results of the placement exam by the Admissions Office.

 **Placement Essay**

You can submit your file here, or you can click "Step 2: SUBMISSION" when you are ready.

WritingPlacement\_F17\_D  
EMO (Fall 2017 Writing Placement)

HOME

WRITING PLACEMENT

Step 1: TOPICS

Step 2: SUBMISSION

Code of Academic Honesty

Contact Us

[Back to NEW STUDENTS](#)

Blackboard Help



# Writing Essay submission page

(Course is unavailable to students) > Step 1: TOPICS > Upload Assignment: Placement Essay

## Upload Assignment: Placement Essay

**ASSIGNMENT INFORMATION**

Points Possible  
**100**

You can submit your file here, or you can click "Step 2: SUBMISSION" when you are ready.

By submitting this paper, you agree: (1) that you are submitting your paper to be used and stored as part of the SafeAssign™ services in accordance with the [Blackboard Privacy Policy](#); (2) that your institution may use your paper in accordance with your institution's policies; and (3) that your use of SafeAssign will be without recourse against Blackboard Inc. and its affiliates.

**ASSIGNMENT SUBMISSION**

Text Submission

Attach Files

SafeAssign accepts files in .doc, .docx, .docm, .ppt, .pptx, .odt, .txt, .rtf, .pdf, and .html file formats only. Files of any other format will not be checked through SafeAssign.

**ADD COMMENTS**

Comments

Character count 0


*When finished, make sure to click **Submit**.  
Optionally, click **Save as Draft** to save changes and continue working later, or click **Cancel** to quit without saving changes.*

# Math Placement Assessment main page

The screenshot shows a web browser window with the address bar displaying "(Course is unavailable to students) > HOME". The page title is "HOME". On the left side, there is a navigation menu with the following items: "MathPlacement\_F17\_DE MO (Fall 2017 Math Placement)", "HOME", "MATH PLACEMENT", "STEP 1: ASSESSMENTS", "STEP 2: VALIDATE", "Code of Academic Honesty", "Contact Us", "Back to NEW STUDENTS", and "Blackboard Help". The main content area features a large black banner with the Illinois Institute of Technology logo and the text "ILLINOIS INSTITUTE OF TECHNOLOGY". Below the banner, the section "MATH REQUIREMENTS" is displayed. It includes a welcome message, a definition of the assessment, and information about who needs to take it. The "PROCESS" section describes the steps for starting the assessment. The "RESULTS" section states that the exam will be reviewed and the advisor will be informed.

(Course is unavailable to students) > HOME

## HOME



# ILLINOIS INSTITUTE OF TECHNOLOGY

### MATH REQUIREMENTS

Welcome to Illinois Tech's Math Placement.

**What is Math Placement Assessment?**

It is not an exam and you do not receive any college credit. This is for mathematics course placement purpose only.

**Do I need to take the Math Placement Assessment?**

If you think you should not be required to take the exam because of transfer credits or Advance Placement (AP), International Baccalaureate (IB), or GCE A-Levels scores, contact Undergraduate Academic Affairs (UGAA) at email [ugaa@iit.edu](mailto:ugaa@iit.edu)

ITM STUDENTS: Students in ITM are encouraged to take the math placement, but are not required.

### PROCESS

When you are ready to start, click "MATH PLACEMENT" on the left side navigation.

You will see some general information about the placement process as well as links to:

1. a practice test and
2. the three sections of the actual math placement assessment

Your math placement will be based on the combined total score of the three assessments.

### RESULTS

Your exam will be reviewed and your advisor will be informed of your math placement.

# Math Placement Assessment page

MathPlacement\_F17\_DE  
MO (Fall 2017 Math Placement)

HOME

---

**MATH PLACEMENT**

STEP 1: ASSESSMENTS

STEP 2: VALIDATE

Code of Academic Honesty


---

Contact Us

Back to NEW STUDENTS

Blackboard Help

## STEP 1: ASSESSMENTS

 **Information**

Illinois Tech uses Maple T.A. to deliver our math placement. When you click the links, you will go to the Maple site within Blackboard for each assessment.


TIPS

- Make sure your internet connection is reliable before you start each placement assesment.
- You can take the **Math Placement Practice Exam** as many times as possible.
- The **Math Placement Assessment** consists of three parts. Each part may only be taken **once**.

Your math placement will be based on the total of the three assessments.

After you have completed all three (3) parts of the math placement, you will need to navigateto the left side navigation and click on "STEP 2: Validate" to confirm that you are done.


---

 **Practice Math Placement Exam**

Unlimited attempts allowed.

Clicking this link will open Maple in Blackboard and provide access to the practice materials.

---


 **Math Placement Assessment Section 1**

(Number of questions: 18 and Time limit: 25 minutes)

Only **ONE** attempt allowed.

Clicking this link will open Maple in Blackboard and will launch the assessment.

---


 **Math Placement Assessment Section 2**

(Number of questions: 20 and Time limit: 60 minutes)

Only **ONE** attempt allowed.

Clicking this link will open Maple in Blackboard and will launch the assessment.

---


 **Math Placement Assessment Section 3**


(Number of questions: 15 and Time limit: 25 minutes)

Only **ONE** attempt allowed.


# Math Placement Assessment Validation

## STEP 2: VALIDATE

Build Content 

Assessments 

Tools 

Partner Content 



### Confirmation

Enabled: Adaptive Release

In order to confirm and submit your scores, you will need to verify that you have completed all **three** parts of the math placement. You will not see the verification until you have completed all three parts.



### Confirmation

Enabled: Adaptive Release

It appears that you have successfully completed all three (3) parts of the math placement, and are ready to submit your total score.